


3 Ways *To Increase Efficiency and Durability*

Beyes[®]

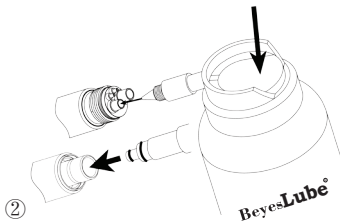


①

Air pressure Set between 38-42 PSI



Lower air pressure may cause low torque and dimming light

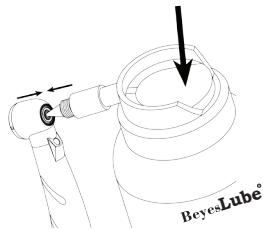


②

Turbine Lubrication You must lubricate this handpiece



Without lubrication, turbine may break down faster and void warranty.



③

Chuck System Lubrication You must lubricate the Chuck System



Without Lubrication, bur may get trapped or fall out of the handpiece

Please see details in the Instruction For Use.

ATTENTION

The manufacturer's warranty will be void if this product is serviced by an unauthorized service company. The miniature built-in generator and turbine are highly precise components that should only be serviced by a Beyes Dental Canada Inc. authorized service center. Improper mechanical service will shorten the life of these components. We strongly recommend our customers to contact Beyes Dental Canada Inc. directly in the event of any required service. We will direct you to an authorized service center that has extensive knowledge in the Beyes handpiece products.

E-mail: service@beyes.ca

Tel: 1-416-281-1888



I103EN.REV3P1603