


# 3 Ways *To Increase Efficiency and Durability*

# Beyes<sup>®</sup>



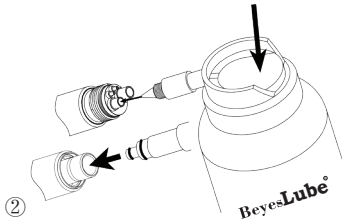
①

## Air pressure

Set between 38-42 PSI



*Lower air pressure may cause low torque and dimming light*



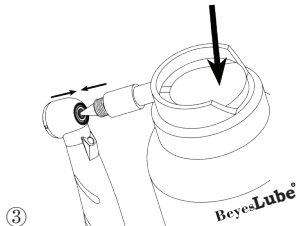
②

## Turbine Lubrication

You must lubricate this handpiece



*Without lubrication, turbine may break down faster and void warranty.*



③

## Chuck System Lubrication

You must lubricate the Chuck System



*Without Lubrication, bur may get trapped or fall out of the handpiece*

Please see details in the Instruction For Use.

# **ATTENTION**

The manufacturer's warranty will be void if this product is serviced by an unauthorized service company. The miniature built-in generator and turbine are highly precise components that should only be serviced by a Beyes Dental Canada Inc. authorized service center. Improper mechanical service will shorten the life of these components. We strongly recommend our customers to contact Beyes Dental Canada Inc. directly in the event of any required service. We will direct you to an authorized service center that has extensive knowledge in the Beyes handpiece products.

E-mail: [service@beyes.ca](mailto:service@beyes.ca)

Tel: 1-416-281-1888

I103EN.REV4P1603